

Scaled data based on original data using
LM-79-08 Approved Method: Electrical and Photometric Measurements of Solid-
State Lighting Products

Test Report Prepared for
Cooper Lighting Solutions
(formerly Eaton)

Brand: McGRAW-EDISON

Report Number: P226664

Luminaire Tested: **ISW-AF-600-LED-E1-T4W-7030**

Issue Date: 3/3/2020

Test Information

Test Method: LM-79-08
Report Number: P226664
TEST IS SCALED FROM IESNA LM-79-08 TEST DATA (P35944)
Test Lab: INNOVATION CENTER-P3
Issue Date: 3/3/2020
Manufacturer: COOPER LIGHTING SOLUTIONS (FORMERLY EATON)
Product Line: MCGRAW-EDISON
Catalog Number: ISW-AF-600-LED-E1-T4W-7030
Description: IMPACT ELITE LED WEDGE LUMINAIRE
LIGHT SQUARE WITH ACCULED OPTICS-TYPE IV WIDE
Light Source: (16) 3000K CCT, 70 CRI LEDs
Ballast/Driver: ELECTRONIC DRIVER

Summary

Lumens per Lamp: N/A
Luminaire Lumens: 3624.9 lumens
Efficiency: N/A
Efficacy: 107.6 lumens/watt
Luminous Opening: Rectangular (W 0.5' x L: 0.5' x H: 0')
IES Classification: Type IV - Medium - Semi-Cutoff
BUG Rating: B1 - U1 - G1

Input Watts (W): 33.7
Input Voltage (V): 120
Input Current (Ain): NR
Voltage Rise (V): NR
Power Factor: NR
Total Harmonic Distortion (THDi): NR
Frequency (hertz): 60
Stabilization Time: NR
Operation Time: NR
Ambient Temperature (°C): NR
Test Distance: 25 FT

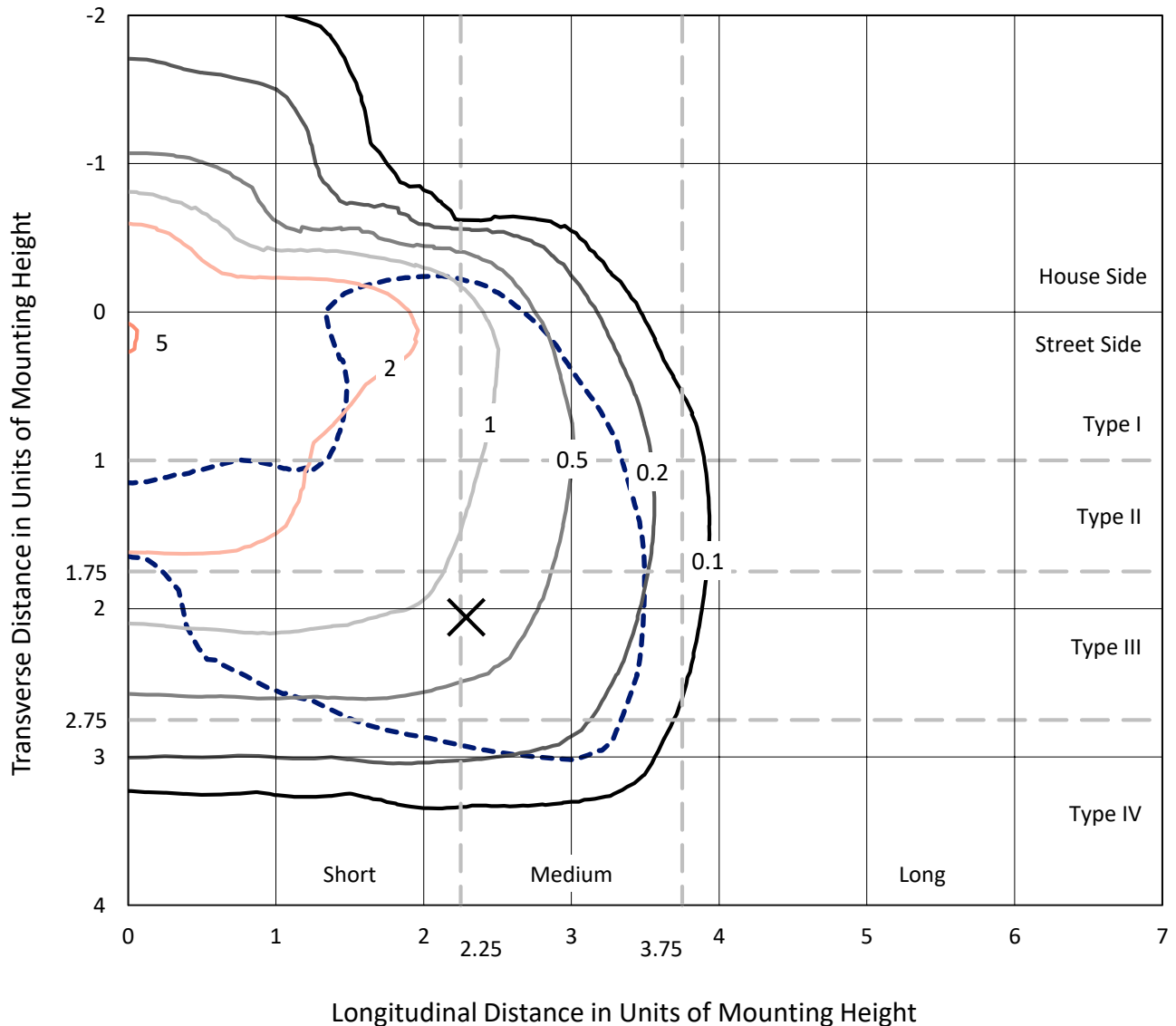


REPORT NUMBER: P226664

CATALOG NUMBER: ISW-AF-600-LED-E1-T4W-7030

Iso-Footcandle Lines of Horizontal Illumination

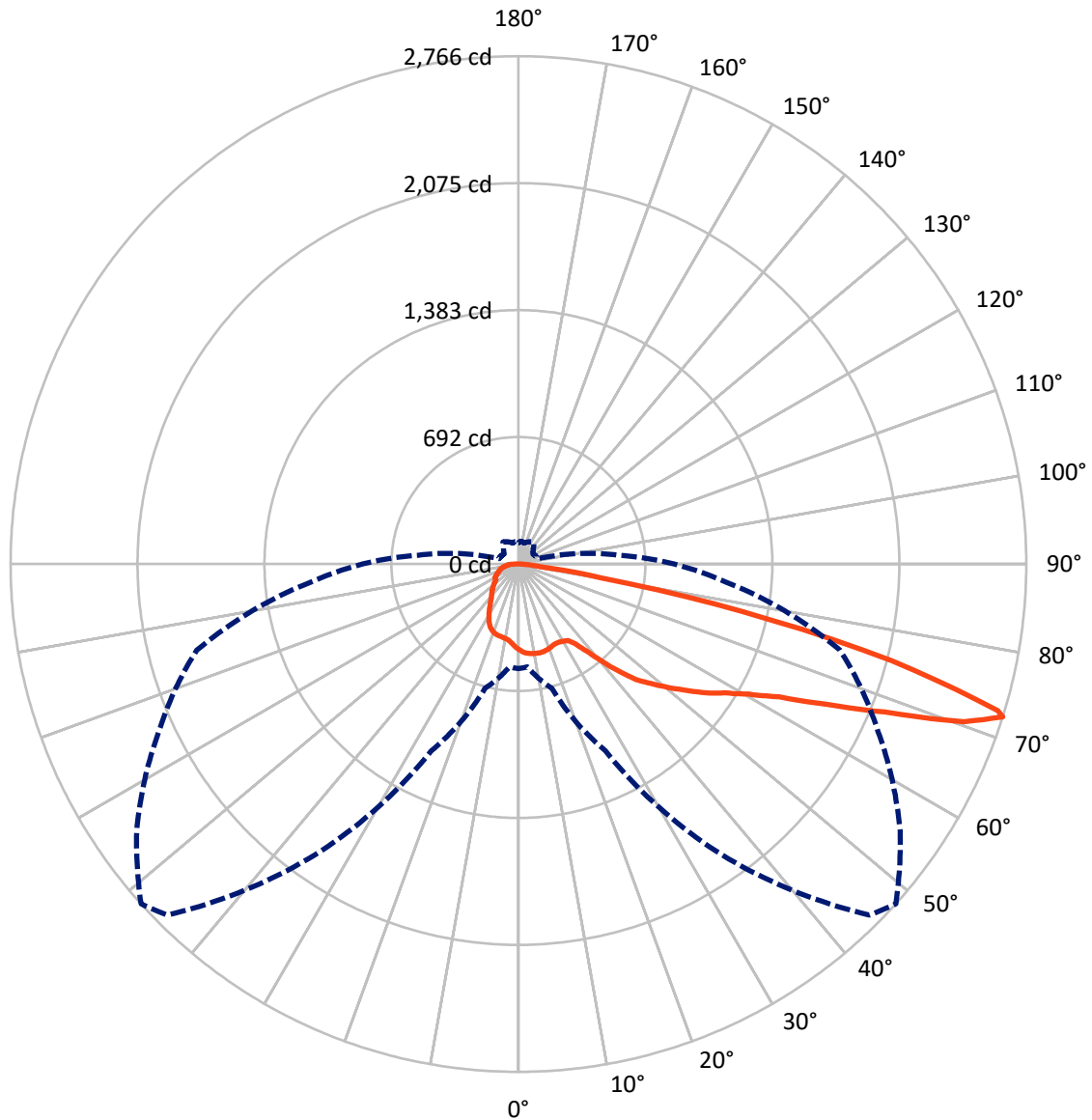
× Max cd
 - - - 1/2 Max cd



Based on 10 foot mounting height. Maximum calculated value = 5.2 fc
 Type IV - Medium - Semi-Cutoff

REPORT NUMBER: P226664
CATALOG NUMBER: ISW-AF-600-LED-E1-T4W-7030

Luminous Intensity Polar Plot



— Vertical Plane Through 48-Deg Lateral - - - Horizontal Cone Through 72-Deg Vertical

REPORT NUMBER: P226664

CATALOG NUMBER: ISW-AF-600-LED-E1-T4W-7030

FLUX DISTRIBUTION:

		Downward	Upward	Total
House Side	Lumens	787.3	1.6	788.9
	% Fixture	21.7	0.0	21.8
Street Side	Lumens	2835.4	0.6	2836.0
	% Fixture	78.2	0.0	78.2
Total	Lumens	3622.7	2.2	3624.9
	% Fixture	99.9	0.1	100.0

Coefficient of Utilization

ZONAL LUMENS:

Zone	Lumens	% Fixture
0°-10°	44.1	1.2
10°-20°	128.8	3.6
20°-30°	198.6	5.5
30°-40°	297.7	8.2
40°-50°	495.7	13.7
50°-60°	774.7	21.4
60°-70°	1023.3	28.2
70°-80°	591.9	16.3
80°-90°	67.9	1.9
90°-100°	2.2	0.1
100°-110°	0.0	0.0
110°-120°	0.0	0.0
120°-130°	0.0	0.0
130°-140°	0.0	0.0
140°-150°	0.0	0.0
150°-160°	0.0	0.0
160°-170°	0.0	0.0
170°-180°	0.0	0.0
0°-90°	3622.7	99.9
0°-180°	3624.9	100.0



REPORT NUMBER: P226664

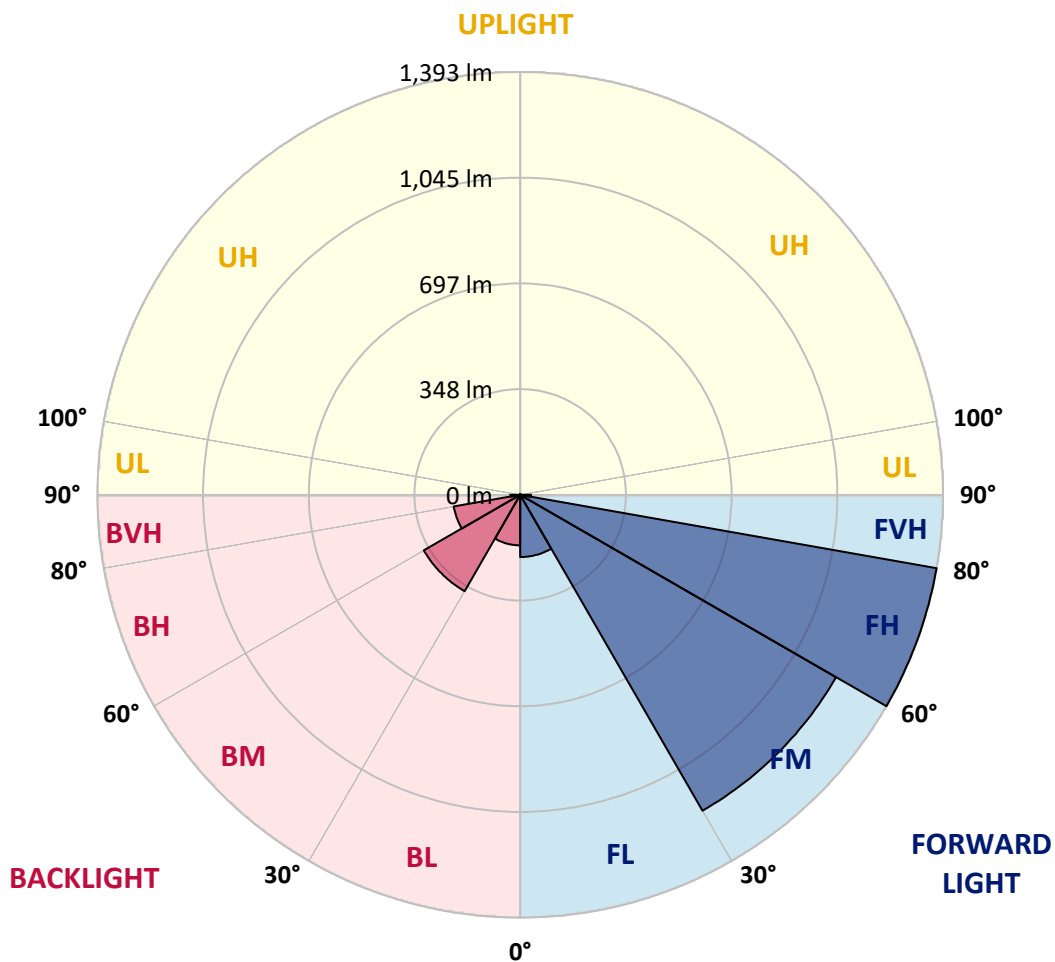
CATALOG NUMBER: ISW-AF-600-LED-E1-T4W-7030

LUMINAIRE CLASSIFICATION SYSTEM LUMEN TABLE AND BUG RATING:

Zone		Lumens	% Fixture	Zone Rating/Lumen Limit		
				B	U	G
FL	(0°-30°)	204.9	5.7			
FM	(30°-60°)	1201.8	33.2			
FH	(60°-80°)	1393.1	38.4			G1/1800
FVH	(80°-90°)	35.6	1.0			G1/100
BL	(0°-30°)	166.5	4.6	B1/500		
BM	(30°-60°)	366.4	10.1	B1/1000		
BH	(60°-80°)	222.1	6.1	B1/500		G1/500
BVH	(80°-90°)	32.2	0.9			G1/100
UL	(90°-100°)	2.2	0.1		U1/10	
UH	(100°-180°)	1.6	0.0		U1/10	

BUG Rating: B1-U1-G1

Type IV Medium





REPORT NUMBER: P226664

CATALOG NUMBER: ISW-AF-600-LED-E1-T4W-7030

CANDELA DISTRIBUTION (FULL):

	0°	5°	15°	25°	35°	45°	48°	55°	65°	75°	85°
0°	466.3	466.3	466.3	466.3	466.3	466.3	466.3	466.3	466.3	466.3	466.3
2.5°	491.0	490.5	490.5	486.3	484.7	482.1	480.0	476.8	473.7	470.0	465.3
5°	514.7	516.3	514.2	507.9	500.0	491.6	488.4	481.0	471.1	462.1	453.7
7.5°	537.3	537.8	532.0	521.5	509.4	496.3	492.1	482.1	471.1	459.0	446.9
10°	553.6	554.1	545.7	531.0	514.7	500.0	495.2	485.3	471.6	458.4	443.2
12.5°	563.1	563.6	551.0	535.7	516.3	501.6	497.3	486.8	472.6	455.8	439.0
15°	561.5	563.1	552.5	535.7	515.2	502.1	496.8	487.9	470.0	453.2	435.3
17.5°	551.0	553.1	544.7	526.3	510.0	499.4	493.7	484.7	467.4	449.5	430.1
20°	530.5	533.1	529.4	511.5	500.5	492.1	488.4	480.0	463.7	445.3	425.3
22.5°	507.3	510.0	508.9	494.2	488.9	484.7	481.0	474.7	460.5	442.1	423.2
25°	490.5	492.6	491.0	478.4	480.0	480.0	477.9	473.2	460.0	443.2	423.2
27.5°	518.4	518.4	504.7	478.9	476.3	481.0	480.0	477.4	466.9	448.5	427.4
30°	620.4	612.5	587.8	523.1	490.0	487.9	487.4	485.8	476.3	460.0	440.6
32.5°	734.5	726.6	697.1	616.2	547.3	502.1	497.3	497.9	495.2	480.0	460.5
35°	835.9	834.9	811.7	723.9	636.1	552.0	533.1	520.5	519.4	513.1	497.9
37.5°	917.9	917.9	920.0	820.1	732.3	631.4	599.3	559.4	559.4	555.7	546.2
40°	1011.5	1015.7	1020.5	907.4	835.4	726.0	689.8	629.3	610.9	616.7	618.8
42.5°	1134.5	1139.8	1136.6	1015.2	929.5	839.1	794.4	721.3	676.1	685.6	707.6
45°	1217.6	1219.7	1242.3	1127.7	1047.8	934.8	896.9	796.5	751.8	771.3	810.2
47.5°	1311.7	1317.0	1320.6	1255.5	1186.6	1043.1	973.7	869.6	840.6	870.1	931.6
50°	1403.7	1396.9	1406.9	1404.2	1318.0	1139.3	1056.7	937.9	940.0	980.0	1080.9
52.5°	1483.6	1460.5	1483.6	1512.5	1487.3	1238.1	1141.9	1018.3	1048.8	1097.7	1257.0
55°	1545.1	1489.4	1528.3	1610.3	1604.5	1325.4	1239.2	1125.6	1176.6	1243.4	1471.0
57.5°	1419.5	1426.3	1533.6	1676.0	1673.4	1413.7	1324.3	1259.7	1322.2	1396.9	1724.4
60°	1302.2	1332.7	1498.3	1686.6	1721.3	1509.9	1438.9	1412.1	1470.0	1560.9	1967.3
62.5°	1240.2	1269.1	1441.0	1667.1	1797.5	1652.4	1593.0	1572.5	1651.3	1753.3	2183.9
65°	1259.7	1277.5	1437.4	1696.5	1885.3	1867.9	1842.2	1808.0	1847.4	1943.1	2281.7
67.5°	1205.0	1234.4	1406.9	1748.6	2045.6	2130.8	2152.4	2115.6	2082.4	2069.3	2139.2
70°	896.9	925.3	1106.1	1533.6	2177.1	2587.1	2574.0	2451.0	2228.1	2042.0	1671.3
72°	569.9	562.0	700.3	1123.5	1935.2	2704.4	2766.4	2538.8	2161.8	1813.3	1135.1
72.5°	414.3	451.6	580.9	998.9	1838.5	2640.2	2730.7	2510.4	2075.1	1712.8	998.4
75°	100.9	106.7	139.3	358.0	1076.7	1986.7	2100.3	1939.4	1514.6	1016.8	442.7
77.5°	68.3	71.0	92.0	126.2	316.5	1133.0	1246.5	1070.9	677.7	345.9	197.2
80°	51.0	52.6	66.8	89.4	131.4	386.4	455.8	362.2	168.8	191.9	140.4
82.5°	35.7	36.8	50.5	65.7	87.3	90.4	120.4	133.0	109.4	125.7	82.0
85°	24.7	24.7	36.8	45.2	55.2	44.7	47.8	66.8	74.1	74.7	49.9
87.5°	13.1	14.7	21.6	28.9	28.9	20.5	22.6	34.2	41.5	44.7	30.0
90°	4.7	4.7	8.9	11.0	6.8	5.3	4.7	6.8	10.0	14.2	9.5
92.5°	0.0	0.0	0.0	0.0	0.0	0.0	0.0	0.0	0.0	0.0	0.0
95°	0.0	0.0	0.0	0.0	0.0	0.0	0.0	0.0	0.0	0.0	0.0
97.5°	0.0	0.0	0.0	0.0	0.0	0.0	0.0	0.0	0.0	0.0	0.0
100°	0.0	0.0	0.0	0.0	0.0	0.0	0.0	0.0	0.0	0.0	0.0
102.5°	0.0	0.0	0.0	0.0	0.0	0.0	0.0	0.0	0.0	0.0	0.0
105°	0.0	0.0	0.0	0.0	0.0	0.0	0.0	0.0	0.0	0.0	0.0
107.5°	0.0	0.0	0.0	0.0	0.0	0.0	0.0	0.0	0.0	0.0	0.0



REPORT NUMBER: P226664

CATALOG NUMBER: ISW-AF-600-LED-E1-T4W-7030

CANDELA DISTRIBUTION (continued):

	0°	5°	15°	25°	35°	45°	48°	55°	65°	75°	85°
110°	0.0	0.0	0.0	0.0	0.0	0.0	0.0	0.0	0.0	0.0	0.0
112.5°	0.0	0.0	0.0	0.0	0.0	0.0	0.0	0.0	0.0	0.0	0.0
115°	0.0	0.0	0.0	0.0	0.0	0.0	0.0	0.0	0.0	0.0	0.0
117.5°	0.0	0.0	0.0	0.0	0.0	0.0	0.0	0.0	0.0	0.0	0.0
120°	0.0	0.0	0.0	0.0	0.0	0.0	0.0	0.0	0.0	0.0	0.0
122.5°	0.0	0.0	0.0	0.0	0.0	0.0	0.0	0.0	0.0	0.0	0.0
125°	0.0	0.0	0.0	0.0	0.0	0.0	0.0	0.0	0.0	0.0	0.0
127.5°	0.0	0.0	0.0	0.0	0.0	0.0	0.0	0.0	0.0	0.0	0.0
130°	0.0	0.0	0.0	0.0	0.0	0.0	0.0	0.0	0.0	0.0	0.0
132.5°	0.0	0.0	0.0	0.0	0.0	0.0	0.0	0.0	0.0	0.0	0.0
135°	0.0	0.0	0.0	0.0	0.0	0.0	0.0	0.0	0.0	0.0	0.0
137.5°	0.0	0.0	0.0	0.0	0.0	0.0	0.0	0.0	0.0	0.0	0.0
140°	0.0	0.0	0.0	0.0	0.0	0.0	0.0	0.0	0.0	0.0	0.0
142.5°	0.0	0.0	0.0	0.0	0.0	0.0	0.0	0.0	0.0	0.0	0.0
145°	0.0	0.0	0.0	0.0	0.0	0.0	0.0	0.0	0.0	0.0	0.0
147.5°	0.0	0.0	0.0	0.0	0.0	0.0	0.0	0.0	0.0	0.0	0.0
150°	0.0	0.0	0.0	0.0	0.0	0.0	0.0	0.0	0.0	0.0	0.0
152.5°	0.0	0.0	0.0	0.0	0.0	0.0	0.0	0.0	0.0	0.0	0.0
155°	0.0	0.0	0.0	0.0	0.0	0.0	0.0	0.0	0.0	0.0	0.0
157.5°	0.0	0.0	0.0	0.0	0.0	0.0	0.0	0.0	0.0	0.0	0.0
160°	0.0	0.0	0.0	0.0	0.0	0.0	0.0	0.0	0.0	0.0	0.0
162.5°	0.0	0.0	0.0	0.0	0.0	0.0	0.0	0.0	0.0	0.0	0.0
165°	0.0	0.0	0.0	0.0	0.0	0.0	0.0	0.0	0.0	0.0	0.0
167.5°	0.0	0.0	0.0	0.0	0.0	0.0	0.0	0.0	0.0	0.0	0.0
170°	0.0	0.0	0.0	0.0	0.0	0.0	0.0	0.0	0.0	0.0	0.0
172.5°	0.0	0.0	0.0	0.0	0.0	0.0	0.0	0.0	0.0	0.0	0.0
175°	0.0	0.0	0.0	0.0	0.0	0.0	0.0	0.0	0.0	0.0	0.0
177.5°	0.0	0.0	0.0	0.0	0.0	0.0	0.0	0.0	0.0	0.0	0.0
180°	0.0	0.0	0.0	0.0	0.0	0.0	0.0	0.0	0.0	0.0	0.0



REPORT NUMBER: P226664

CATALOG NUMBER: ISW-AF-600-LED-E1-T4W-7030

CANDELA DISTRIBUTION (continued):

	90°	95°	105°	115°	125°	135°	145°	155°	165°	175°	180°
0°	466.3	466.3	466.3	466.3	466.3	466.3	466.3	466.3	466.3	466.3	466.3
2.5°	464.2	461.1	456.9	454.8	453.7	451.6	449.5	448.5	448.5	446.3	446.9
5°	449.5	444.8	439.0	434.8	434.3	434.3	435.3	435.3	435.8	434.3	436.4
7.5°	442.1	436.9	428.5	423.7	420.1	419.5	421.6	425.8	427.9	426.4	428.5
10°	436.9	431.1	421.6	415.9	413.2	412.2	413.8	418.0	424.8	424.8	426.9
12.5°	431.6	424.3	414.8	410.6	408.5	409.0	411.1	414.3	421.6	424.3	425.3
15°	426.4	418.0	410.1	404.3	404.3	405.9	408.5	412.2	419.0	423.7	424.8
17.5°	421.1	412.7	405.9	401.1	401.1	403.2	405.9	410.6	415.3	422.2	422.2
20°	416.4	409.5	400.6	396.4	395.9	397.5	400.6	405.3	409.0	415.9	416.4
22.5°	413.8	405.3	396.9	390.6	388.0	386.9	390.1	394.8	398.5	405.3	406.4
25°	412.7	403.2	392.7	381.2	374.3	372.2	373.8	379.6	382.7	388.0	389.6
27.5°	416.4	407.4	391.1	370.1	355.9	350.1	351.7	355.4	356.4	362.2	364.9
30°	429.0	418.5	394.3	358.6	332.8	322.3	322.3	322.8	324.4	329.1	329.6
32.5°	449.5	439.5	403.8	346.5	309.1	294.4	290.7	288.1	288.1	287.6	288.1
35°	487.4	478.9	420.1	332.8	283.4	267.1	258.1	253.4	248.7	246.6	246.0
37.5°	542.0	534.7	443.2	317.0	260.8	244.5	233.4	224.0	218.7	218.2	220.8
40°	623.5	616.2	469.0	299.1	239.2	227.1	215.6	205.6	199.8	200.3	202.9
42.5°	723.9	701.3	496.8	275.0	221.9	215.6	202.9	194.5	188.7	185.6	185.1
45°	841.2	803.3	523.1	252.4	202.9	205.6	193.5	184.0	176.6	168.2	167.2
47.5°	987.3	905.3	546.2	229.7	182.4	195.0	183.5	174.5	163.5	153.5	151.9
50°	1139.8	1022.6	566.2	205.6	164.0	183.5	173.5	161.4	146.2	137.2	137.2
52.5°	1315.9	1163.4	592.0	178.7	149.8	170.9	160.9	145.1	132.5	131.4	131.4
55°	1512.0	1311.2	609.9	157.7	138.8	157.2	152.5	147.7	143.5	144.6	145.1
57.5°	1717.0	1465.2	594.1	143.0	129.9	154.0	167.7	161.4	148.3	147.7	147.2
60°	1893.7	1585.1	506.8	133.5	123.0	159.3	179.8	161.4	148.3	155.1	155.6
62.5°	2009.4	1641.9	337.5	121.4	113.0	150.4	175.6	156.7	148.8	168.2	169.8
65°	1993.6	1578.3	194.0	113.0	106.7	138.3	169.8	150.9	138.8	149.8	146.7
67.5°	1758.6	1322.7	140.4	109.4	102.0	129.9	159.3	142.5	129.3	143.0	137.2
70°	1263.9	900.6	120.9	106.2	98.8	119.9	151.9	137.2	124.1	133.5	124.6
72°	848.0	547.8	110.9	103.6	95.7	113.6	146.7	133.0	119.3	124.6	114.6
72.5°	721.8	432.2	108.3	102.5	94.6	112.0	145.1	132.0	118.3	123.5	114.1
75°	269.7	169.3	96.2	94.6	87.3	104.1	138.8	127.2	113.0	111.5	107.2
77.5°	138.8	107.2	82.0	83.6	78.3	95.2	132.0	119.9	104.1	98.3	96.2
80°	100.9	77.8	66.2	71.0	66.8	85.7	122.5	108.8	94.6	88.3	85.7
82.5°	63.6	48.4	50.5	56.3	56.8	75.7	111.5	97.8	84.1	78.9	74.7
85°	30.5	28.9	35.7	41.5	45.7	64.1	102.0	86.7	73.6	63.1	63.6
87.5°	16.3	22.1	21.6	27.9	35.2	52.6	90.4	71.0	58.9	47.3	47.8
90°	3.7	5.8	6.3	11.0	14.2	22.6	58.4	40.5	39.4	16.8	14.7
92.5°	0.0	0.0	0.0	0.0	0.0	0.0	0.0	0.0	0.0	0.0	0.0
95°	0.0	0.0	0.0	0.0	0.0	0.0	0.0	0.0	0.0	0.0	0.0
97.5°	0.0	0.0	0.0	0.0	0.0	0.0	0.0	0.0	0.0	0.0	0.0
100°	0.0	0.0	0.0	0.0	0.0	0.0	0.0	0.0	0.0	0.0	0.0
102.5°	0.0	0.0	0.0	0.0	0.0	0.0	0.0	0.0	0.0	0.0	0.0
105°	0.0	0.0	0.0	0.0	0.0	0.0	0.0	0.0	0.0	0.0	0.0
107.5°	0.0	0.0	0.0	0.0	0.0	0.0	0.0	0.0	0.0	0.0	0.0



REPORT NUMBER: P226664

CATALOG NUMBER: ISW-AF-600-LED-E1-T4W-7030

CANDELA DISTRIBUTION (continued):

	90°	95°	105°	115°	125°	135°	145°	155°	165°	175°	180°
110°	0.0	0.0	0.0	0.0	0.0	0.0	0.0	0.0	0.0	0.0	0.0
112.5°	0.0	0.0	0.0	0.0	0.0	0.0	0.0	0.0	0.0	0.0	0.0
115°	0.0	0.0	0.0	0.0	0.0	0.0	0.0	0.0	0.0	0.0	0.0
117.5°	0.0	0.0	0.0	0.0	0.0	0.0	0.0	0.0	0.0	0.0	0.0
120°	0.0	0.0	0.0	0.0	0.0	0.0	0.0	0.0	0.0	0.0	0.0
122.5°	0.0	0.0	0.0	0.0	0.0	0.0	0.0	0.0	0.0	0.0	0.0
125°	0.0	0.0	0.0	0.0	0.0	0.0	0.0	0.0	0.0	0.0	0.0
127.5°	0.0	0.0	0.0	0.0	0.0	0.0	0.0	0.0	0.0	0.0	0.0
130°	0.0	0.0	0.0	0.0	0.0	0.0	0.0	0.0	0.0	0.0	0.0
132.5°	0.0	0.0	0.0	0.0	0.0	0.0	0.0	0.0	0.0	0.0	0.0
135°	0.0	0.0	0.0	0.0	0.0	0.0	0.0	0.0	0.0	0.0	0.0
137.5°	0.0	0.0	0.0	0.0	0.0	0.0	0.0	0.0	0.0	0.0	0.0
140°	0.0	0.0	0.0	0.0	0.0	0.0	0.0	0.0	0.0	0.0	0.0
142.5°	0.0	0.0	0.0	0.0	0.0	0.0	0.0	0.0	0.0	0.0	0.0
145°	0.0	0.0	0.0	0.0	0.0	0.0	0.0	0.0	0.0	0.0	0.0
147.5°	0.0	0.0	0.0	0.0	0.0	0.0	0.0	0.0	0.0	0.0	0.0
150°	0.0	0.0	0.0	0.0	0.0	0.0	0.0	0.0	0.0	0.0	0.0
152.5°	0.0	0.0	0.0	0.0	0.0	0.0	0.0	0.0	0.0	0.0	0.0
155°	0.0	0.0	0.0	0.0	0.0	0.0	0.0	0.0	0.0	0.0	0.0
157.5°	0.0	0.0	0.0	0.0	0.0	0.0	0.0	0.0	0.0	0.0	0.0
160°	0.0	0.0	0.0	0.0	0.0	0.0	0.0	0.0	0.0	0.0	0.0
162.5°	0.0	0.0	0.0	0.0	0.0	0.0	0.0	0.0	0.0	0.0	0.0
165°	0.0	0.0	0.0	0.0	0.0	0.0	0.0	0.0	0.0	0.0	0.0
167.5°	0.0	0.0	0.0	0.0	0.0	0.0	0.0	0.0	0.0	0.0	0.0
170°	0.0	0.0	0.0	0.0	0.0	0.0	0.0	0.0	0.0	0.0	0.0
172.5°	0.0	0.0	0.0	0.0	0.0	0.0	0.0	0.0	0.0	0.0	0.0
175°	0.0	0.0	0.0	0.0	0.0	0.0	0.0	0.0	0.0	0.0	0.0
177.5°	0.0	0.0	0.0	0.0	0.0	0.0	0.0	0.0	0.0	0.0	0.0
180°	0.0	0.0	0.0	0.0	0.0	0.0	0.0	0.0	0.0	0.0	0.0

(END OF REPORT)